

Discovery Medical 2025 Fund

Minimum Disclosure Document

30 November 2024



Fund Detail

Portfolio manager	Colourfield Liability Solutions
Launch date	16 January 2017
Benchmark	Post-Retirement Medical Aid Contribution Index
Fund size	R30 701 839
NAV price	10.12c
Class	A
Income declaration	Rolled up within unit price
TER	1.60%
Transaction cost	0.03%
Initial fees	0.00%
Annual fees	1.25% (excl. VAT)

Fund Profile and Strategy

The Discovery Medical 2025 Fund is a uniquely structured fund designed specifically to meet the funding of postretirement medical aid contributions. The objective of the fund is to maximise the likelihood that there will be sufficient assets at retirement (around the year 2025) to provide for the required medical aid contributions for 20 years in retirement. To achieve its objective, the fund will aim to outperform the Post-Retirement Medical Aid Contribution Index.

The Fund is continually adjusted by Colourfield to ensure the correct balance between equity, comprised of the Discovery Top 40+ Fund managed by Discovery Life, and inflation-linked bonds, comprised of a long-duration bond fund and a short-duration bond fund, which are both managed by Colourfield. The ratio between the three funds, and therefore the risk profile of the fund, will vary over the investment term, following the group of investors who have a retirement date close to 2025.

Post-Retirement Medical Aid Contribution Index

The benchmark of the Discovery Medical 2025 Fund is the Post-Retirement Medical Aid Contribution Index, created by Colourfield and Discovery Invest. This unique tailor-made index is the first of its kind in South Africa and is endorsed by Nobel Laureate in Economics, Professor Robert Merton. The index tracks the value of the amount needed today to fund medical aid contributions for 20 years in retirement (after 2025). The calculation of the index takes into account Discovery Health Medical Scheme (DHMS) plan increases, inflation and long-term interest rates.

Contributions Required for Discovery Health Medical Scheme (DHMS) Plans

Shown below are the estimated lump-sum and recurring contributions required today in order to fund medical aid contributions for 20 years into retirement for either a principal only or a principal and spouse, assuming retirement in the year 2025. These figures will be updated from time to time in line with Discovery Health Medical Scheme plan increases and market performance. They can be used as an indication but are not guaranteed. They do not allow for the effects of Discovery Invest's Investment Integration, tax or financial adviser fees since these depend on personal circumstances, but we recommend that the amounts are adjusted to account for these.

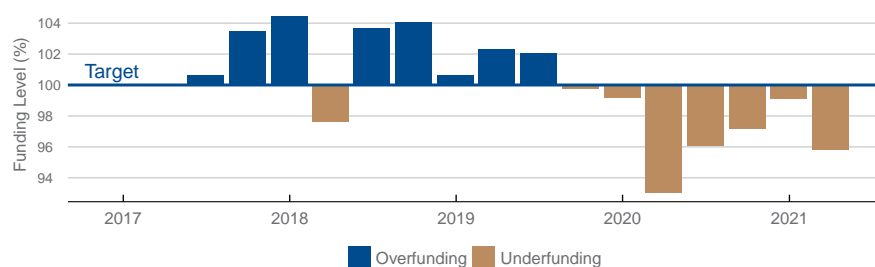
Discovery Health Medical Scheme Plan	Principal only		Principal and Spouse	
	Lump-sum	Recurring	Lump-sum	Recurring
Executive	R1 596 568	R143 691	R3 193 136	R287 382
Classic Comprehensive	R1 310 483	R117 943	R2 549 795	R229 482
Classic Delta Comprehensive	R1 180 042	R106 204	R2 297 079	R206 737
Essential Comprehensive	R1 248 179	R112 336	R2 427 054	R218 435
Essential Delta Comprehensive	R1 124 271	R101 184	R2 186 005	R196 740
Classic Smart Comprehensive	R1 269 647	R114 268	R2 441 522	R219 737
Classic Priority	R839 353	R75 542	R1 501 362	R135 123
Essential Priority	R817 419	R73 568	R1 460 293	R131 426
Classic Saver	R710 545	R63 949	R1 271 047	R114 394
Classic Delta Saver	R567 736	R51 096	R1 016 231	R91 461
Essential Saver	R640 307	R57 628	R1 120 771	R100 869
Essential Delta Saver	R510 799	R45 972	R896 290	R80 666
Coastal Saver	R601 338	R54 120	R1 053 333	R94 800
Classic Smart	R562 836	R50 655	R1 006 897	R90 621
Essential Smart	R402 992	R36 269	R805 984	R72 539
Classic Core	R705 178	R63 466	R1 261 480	R113 533
Classic Delta Core	R564 469	R50 802	R1 009 464	R90 852
Essential Core	R606 005	R54 540	R1 060 334	R95 430
Essential Delta Core	R484 197	R43 578	R848 454	R76 361
Coastal Core	R560 736	R50 466	R981 696	R88 353

Disability Protector

Upon early retirement due to a disability event, investors may be underfunded for their medical aid liability. The Disability Protector assists investors by providing a boost to their investment of up to 150%. The boost is calculated based on the value in the Discovery Medical 2025 Fund six months prior to the disability event. The size of the boost, shown in the table below, is dependent on the fund value and age at the time of disability, and is paid into the fund.

Medical Fund(s) value upon disability	Age upon event of disability		
	40 or younger	From 41 to 55	From 56 to 65
First R250 000	150%	100%	50%
Next R250 000	100%	60%	35%
Next R250 000	50%	35%	20%
Next R250 000	25%	20%	10%
Next R500 000	15%	10%	5%

Historical Funding Level



Funding Level Statistics

Statistic	Fund
Current Funding Level	95.85%
Liability Tracking Error (Ann.)	6.29%

Discovery Medical 2025 Fund

Minimum Disclosure Document

30 November 2024



Top 10 Holdings

Description	Weight
Naspers -n	13.6%
Firststrand	7.6%
Stanbank	5.6%
Capitec	5.2%
Prosus Nv	4.5%
Goldfields Ltd	4.2%
Anglo	3.9%
British American Tobacco Plc	3.1%
Absa Group Ltd	3.0%
Mtn Group	2.9%

Asset Class Returns - 1 year

Asset Class	Return
SA Equity	16.7%
SA Bonds	19.3%
SA Cash	8.5%
SA Property	41.2%
Offshore Equity	20.2%
Offshore Bonds	-1.3%

Who Should Invest

The Fund is suited to investors looking to target their postretirement medical aid liability for 20 years in retirement.

Why You Would Select This Fund

Personalised investment approach - to meet your medical aid contributions for you and your family upon reaching your retirement age. The Fund is dynamically managed in order to maximise the likelihood of providing the postretirement medical aid contributions for 20 years starting on or around 2025. This means that the fund is rebalanced on an ongoing basis to allocate between an equity component and an inflation-linked bond component based on changes in fund performance, inflation, actual Discovery Health Medical Scheme (DHMS) increases and long-term interest rates.

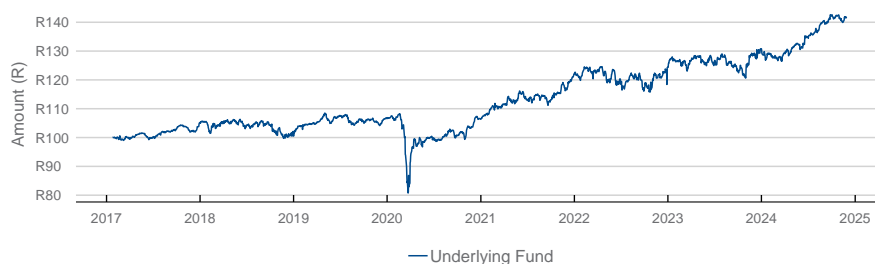
Investment expertise - the manager of the liability-driven investment strategy, Colourfield Liability Solutions, is the largest provider of liability-driven investment strategies in South Africa.

Regulation 28 compliant - the fund complies with Regulation 28 of the Pension Funds Act which governs the maximum allocation a fund may have to risky asset classes.

Risk Profile



Historical Performance Of Lump Sum Investment



Historical Performance Table

Period	Fund
1 year (Ann.)	9.73%
3 year (Ann.)	6.60%
5 year (Ann.)	6.24%
10 year (Ann.)	-
Since Launch (Ann.)	4.52%
Since Launch (Cum.)	41.48%

Risk Statistics Table

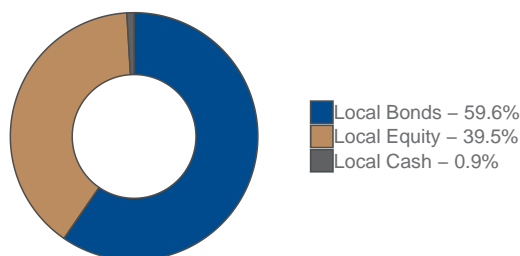
Statistic	Fund
Volatility (Last 3 Years Ann.)	8.40%
Maximum Drawdown	-25.59%
Best Annual Return	22.07%
Worst Annual Return	-12.95%
Sharpe Ratio (Rf = 0%)	0.56
Information Ratio	-

Performance figures are calculated using the Total Returns Index (TRI) for a lump sum investment. The TRI is calculated by purchasing and reinvesting units on the declaration date at the Net Asset Value (NAV) price as at the reinvestment date. The TRI on any day is adjusted for NAV movements and dividend declarations. The performance is shown as net of asset management fees.

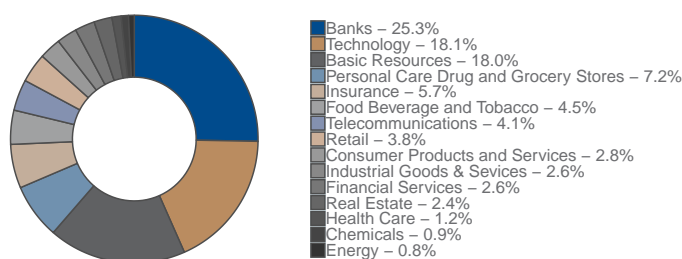
Monthly Returns Table - Last 5 Years

Year	Jan	Feb	Mar	Apr	May	Jun	Jul	Aug	Sep	Oct	Nov	Dec
2024	-1.2%	-1.3%	1.3%	1.5%	-0.5%	3.3%	2.2%	1.9%	1.3%	-0.6%	0.1%	-
2023	1.6%	-0.3%	0.4%	1.4%	-2.6%	1.0%	2.3%	-2.1%	-2.1%	-2.5%	6.9%	1.4%
2022	-0.5%	2.0%	-0.7%	-0.0%	0.6%	-3.0%	-0.4%	1.4%	-3.6%	0.6%	4.0%	1.8%
2021	1.7%	2.2%	0.7%	0.7%	3.0%	-2.0%	1.0%	-0.1%	-1.1%	2.1%	1.2%	4.5%
2020	-0.3%	-3.0%	-11.4%	7.5%	1.0%	0.2%	-0.1%	3.1%	-1.5%	-1.4%	4.3%	2.7%

Asset Allocation Chart



Sector Allocation Chart



Discovery Medical 2025 Fund

Minimum Disclosure Document

30 November 2024



Boosts, Benefits and Protectors

To see what benefits this fund qualifies for, click [here](#).

Contact Us

Discovery

Discovery Life Limited

Physical address 1 Discovery Place, Sandton, 2196

Postal address PO Box 653574, Benmore, 2010

Contact centre 0860 67 5777

Fax number 011 539 5777

Website www.discovery.co.za

Discovery Life Limited, registration number 1966/003901/06, is a licensed insurer, and an authorised financial services and registered credit provider, NCR Reg No. NCRCP3555.

Asset Manager

Colourfield Liability Solutions

Physical address 3 Melrose Boulevard, Melrose Arch, Johannesburg, 2196

Colourfield Liability Solutions is an authorised financial services provider.

Information You Need to Know about Your Investment in this Product

What is the investment?

This is not a unit trust therefore this fund is not regulated by the Collective Investment Schemes Control Act.

You understand that your investment may go up or down

1. Past performance is not necessarily a guide to future performance.
2. All returns quoted are after deduction of fund management fees.
3. All returns are in Rands.

Fees and charges for this investment

There are fees and other charges for this investment.

Funds are classified according to annual service fees so each class has its own fee structure.

Performance fees are not applicable.

You decide about the suitability of this investment for your needs

By investing in this Fund, you confirm that:

- Discovery Invest did not provide you with any financial and investment advice about this investment.
- you have taken particular care to consider whether this investment is suitable for your own needs, personal investment objectives and financial situation.
- this information is not advice as defined and contemplated in the Financial Advisory and Intermediary Services Act, 37 of 2002, as amended.
- Discovery Life shall not be liable for any actions taken by any person based on the correctness of this information.

Specific risks of this investment

- Default - there is a risk that the issuers of fixed income investments (e.g. bonds) may not be able to meet interest payments nor repay the money they have borrowed. The worse the credit quality of the issuer, the greater the risk of default and therefore investment loss.
- Derivatives - the use of derivatives may increase the overall risk in the Fund by multiplying the effect of both gains and losses. This may lead to large changes in the value of the Fund and potentially large financial loss.
- Interest rate - the value of fixed income investments (e.g. bonds) tends to decrease when interest rates and/or inflation rises.
- Third party operational - the Fund's operations depend on third parties. Investors in the Fund may suffer disruption or financial loss in the event of third-party operational failure.

This document was published on 17 December 2024.