

Global Megatrends Commentary

Q4 2024

Market Review¹

Global equities fell slightly during the quarter, declining by -0.2%. The period was defined by shifting narratives- U.S. election, surging dollar, persistent inflation, and slower-than-expected rate cuts, all of which contributed to heightened volatility. Nevertheless, equities ended 2024 on a strong note, posting an impressive 18.7% gain for the year.

While inflation had eased significantly since 2022, progress stalled during the quarter as U.S. inflation rose to 2.7% in November. The Federal Reserve (Fed) cut rates twice in Q4 but signaled they would adopt a slower approach to further rate cuts in 2025 due to persistent inflationary pressures. Meanwhile, the U.S. economy remained resilient, with GDP growing by 3.1% in Q3, reflecting strong underlying activity. In the Eurozone, inflation followed a similar pattern, rising to 2.2% in November. However, European Central Bank (ECB) indicated that further rate cuts are likely in 2025, emphasizing a clear path forward as region grapples with sluggish growth.

US equities outperformed other regions, driven largely by the earnings of “Magnificent 7” stocks. Emerging markets underperformed developed markets, weighed down by investor concerns over the impact of Trump’s proposed tariffs, particularly on China.

Growth stocks outperformed value stocks during the quarter, with large-cap stocks leading gains. Information Technology and Consumer Discretionary were the top performing sectors, fueled by strong growth in the “Magnificent 7” companies. Conversely, Materials and Healthcare were the weakest sectors during the quarter.

Risks during the quarter included geopolitical tensions and uncertainty surrounding the implication of Trump’s proposed trade tariffs.

Past performance does not predict future returns and does not guarantee future results, which may vary

¹ Source: Goldman Sachs Asset Management and MSCI, as of December 2024.

This is a marketing communication published by Goldman Sachs Asset Management B.V. (“GSAM B.V.”) and intended for MiFID professional investors only. Please refer to the fund documentation before making any final investment decisions. The prospectus, the Key Information Document (KID) or UK Key Investor Information Document (KIID) (as applicable), information on sustainability-related aspects of the fund (such as the SFDR classification), and other legally required documents relating to the fund (containing information about the fund, the costs and the risks involved) are available on www.gsam.com/responsible-investing (section Documents) in the relevant languages of the countries where the fund is registered or notified for marketing purposes. Information about investor rights and collective redress mechanisms are available on www.gsam.com/responsible-investing (section Policies & Governance). The economic and market forecasts presented herein are for informational purposes as of the date of this presentation. There can be no assurance that the forecasts will be achieved. Please see additional disclosures at the end of this presentation.



Performance Overview²

Goldman Sachs Global Future Generations Equity Portfolio

- On a gross basis, the Goldman Sachs Global Future Generations Equity Portfolio has delivered 2.6% in absolute returns during the month, underperforming MSCI ACWI Growth index by 1 bps and MSCI World index by 280 bps. This brings since inception returns to 13.8% underperforming MSCI ACWI Growth by 35 bps and outperforming MSCI World by 168 bps.
- On a net basis, the Goldman Sachs Global Future Generations Equity Portfolio has delivered 2.4% in absolute returns during the quarter, underperforming MSCI ACWI Growth index by 21 bps and outperforming MSCI World index by 259 bps. This brings since inception returns to 12.7% underperforming MSCI ACWI Growth by 143 bps and outperforming MSCI World by 60 bps.³

Key contributors:

- Country: Holdings in Canada and Sweden
- Sector: Holdings in Information Technology and Communication Services
- Stock: Marvell Technology (a leading American fabless semiconductor company)

Key detractors:

- Country: Allocation to China and holdings in Portugal
- Sector: Holdings in Consumer Discretionary and Consumer Staples
- Stock: DSM-Firmenich (a Dutch health and personal care chemicals company)

² Past performance does not predict future returns and does not guarantee future results, which may vary. Your capital is at risk and you may lose some or all of the capital you invest

Net performance reflects the deduction of all fees and expenses that a client or investor has paid or would have paid in connection with the investment adviser's investment advisory services to the relevant portfolio, including, advisory fees, advisory fees paid to underlying investment vehicles, and payments by the investment adviser for which the client or investor reimburses the investment adviser. Net performance does not reflect the exclusion of custodian fees paid to a bank or other third-party organization for safekeeping funds and securities.

Portfolio holdings and/or allocations shown above are as of the date indicated and may not be representative of future investments. The holdings and/or allocations shown may not represent all of the portfolio's investments. Future investments may or may not be profitable.

³ Source: Goldman Sachs Asset Management, MSCI as of December 2024

Your capital is at risk and you may lose some or all of the capital you invest Global Megatrends Commentary
Discovery Life Investment Services (Pty) Ltd, branded as Discovery Invest, is an authorised financial services provider. Company registration number 2007/005969/07.



Goldman Sachs Global Environmental Impact Equity Portfolio

- On a gross basis, the I Acc share class of the GS Global Environmental Impact Equity Portfolio delivered -6.7% (gross of fees, USD) in absolute returns underperforming MSCI ACWI by 571 bps in the in the fourth quarter of 2024. This brings since inception returns to 7.5% (annualized, gross of fees, USD) underperforming the benchmark by 218 bps.
- On a net basis, the I Acc share class of the GS Global Environmental Impact Equity Portfolio delivered -6.9% (net of fees, USD) in absolute returns underperforming MSCI ACWI by 590 bps in the fourth quarter of 2024. This brings since inception returns to 6.6% (annualized, net of fees, USD) underperforming the benchmark by 313 bps.⁴

Key contributors:

- Sector: Under allocation to Healthcare and Consumer Staples
- Stock: DocuSign (the US based provider of eSignature service that eliminates the need to print and store paper documents by providing a fast and green electronic document signing process)

Key detractors:

- Sector: Holdings in Utilities and allocation to Materials
- Stock: DSM Firmenich (Dutch multinational corporation active in the fields of health, nutrition and materials)

⁴ Source: Goldman Sachs Asset Management, MSCI as of December 2024. Your capital is at risk and you may lose some or all of the capital you invest

Portfolio holdings and/or allocations shown above are as of the date indicated and may not be representative of future investments. The holdings and/or allocations shown may not represent all of the portfolio's investments. Future investments may or may not be profitable.

Your capital is at risk and you may lose some or all of the capital you invest Global Megatrends Commentary

Discovery Life Investment Services (Pty) Ltd, branded as Discovery Invest, is an authorised financial services provider. Company registration number 2007/005969/07.



Goldman Sachs Global Future Technology Leaders Equity Portfolio

- On a gross basis, the Global Future Technology Leaders Equity Portfolio returned 6.52%, outperforming its benchmark, MSCI ACWI Select IT + Communication Services index, which returned 2.07%, by +445 bps gross of fees. Year-to-date the fund has returned 16.50%, outperforming the benchmark by +198 bps, which returned 14.52%.
- On a net basis, the Global Future Technology Leaders Equity Portfolio returned 6.31%, outperforming its benchmark, which returned 2.07%, by +424 bps. Year-to-date the fund has returned 15.60%, outperforming the benchmark by +107 bps, which returned 14.52%⁵.

Key contributors:

- Sector: Stock selection within Software sector.
- Stock: AppLovin (a service that enables mobile app developers of all sizes to market, monetize, analyze, and publish their apps through its mobile advertising, marketing, and analytics platforms)

Key detractors:

- Sector: Stock selection within Broadline Retail.
- Stock: KLA Corp (one of the largest semiconductor wafer fabrication equipment, or WFE, manufacturers in the world)

⁵ Source: Goldman Sachs Asset Management, MSCI as of December 2024. Your capital is at risk and you may lose some or all of the capital you invest

Portfolio holdings and/or allocations shown above are as of the date indicated and may not be representative of future investments. The holdings and/or allocations shown may not represent all of the portfolio's investments. Future investments may or may not be profitable.

Your capital is at risk and you may lose some or all of the capital you invest Global Megatrends Commentary
Discovery Life Investment Services (Pty) Ltd, branded as Discovery Invest, is an authorised financial services provider. Company registration number 2007/005969/07.



Goldman Sachs Global Future Health Care Equity Portfolio

- On a gross basis, the GS Global Future Health Care Equity Portfolio (I-Acc. Shares) returned -9.12%, outperforming its benchmark – the MSCI ACWI Health Care Index – which returned -11.41%, by +229 bps. Year-to-date the fund has returned -0.61 %, underperforming the benchmark by -168 bps, which returned 1.07%.
- On a net basis, the GS Global Future Health Care Equity Portfolio (I-Acc. Shares) returned -9.34%, outperforming its benchmark – the MSCI ACWI Health Care Index – which returned -11.41%, by +207 bps. Year-to-date the fund has returned -1.61 %, underperforming the benchmark by -268 bps, which returned 1.07 %⁶.

Key contributors:

- Sector: Stock selection within Biotechnology industry
- Stock: Insulet (a medical device company that develops, manufactures and distributes insulin management systems for diabetic patients)

Key detractors:

- Sector: Stock selection within Biotechnology industry
- Stock: Humana (one of the largest private health insurers in the US)

⁶ Source: Goldman Sachs Asset Management and MSCI, as of November 2024.

Portfolio holdings and/or allocations shown above are as of the date indicated and may not be representative of future investments. The holdings and/or allocations shown may not represent all of the portfolio's investments. Future investments may or may not be profitable.



Outlook and strategy⁷

Rapid change is disrupting the status quo across industries and around the world. Our Thematic strategies seek to keep investors on the right side of disruption by looking beyond backward-looking benchmarks to identify innovative, attractively-valued companies aligned with durable secular growth themes including tech advancement, environmental sustainability, the future of health care, and the new age consumer.

Following a good period of growth and spending as the global economy recovered from the COVID pandemic-induced downturn, the equity market pulled back in 2022, driven by fears around inflation, an assumed demand pull-forward, and geopolitical uncertainty. In our view, a pull-back was healthy as valuations had become elevated, especially in certain parts of the market. Valuations of innovation equities are now below their five-year and ten-year averages. We believe this pull-back offers investors the opportunity to gain exposure to innovation at a much more reasonable price.

Going forward, we believe innovation equities continue to be well-positioned to outperform, even in an inflationary, rising rate environment. Ultimately, we believe the long-term growth we are likely to see in these businesses will outweigh the current tension from higher rates and other short-term structural pressures. We foresee demand for the companies in which we are invested, which benefit from strong secular tailwinds – cybersecurity, sustainability, digital transformation, decarbonization, health care innovation, and tech-enabled consumption, to name a few – accelerating rather than slowing. That said, we believe active management is even more important in the current environment, as being selective at the company level and building well-balanced portfolios will likely be key to long-term success. Overall, we retain conviction in the multi-decade secular growth themes on which our portfolios are focused, continue to believe that companies on the right side of these themes may be well-positioned to outperform, and view the market pull-back as offering an attractive entry point for long-term investors.

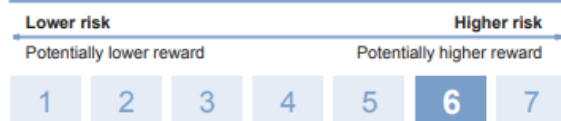
⁷ Goldman Sachs Asset Management as of November 2024



Appendix

GS Global Future Generations Equity Portfolio

Risk and Reward Profile



This risk profile is based on historical data and may not be a reliable indication of the future risk profile of the Portfolio. The risk category shown is not guaranteed and may change over time. The lowest category does not mean risk free. It is possible that a portfolio stated to have a lower risk profile may in fact fall in value more than a portfolio with a higher risk profile.

The Portfolio is in category 6 as it mostly invests in shares and similar instruments which typically experience higher levels of price fluctuations than fixed income securities.

The capital is not guaranteed.

Other Material Risks:

- **Market risk** - the value of assets in the Portfolio is typically dictated by a number of factors, including the confidence levels of the market in which they are traded.
- **Operational risk** - material losses to the Portfolio may arise as a result of human error, system and/or process failures, inadequate procedures or controls.
- **Liquidity risk** - the Portfolio may not always find another party willing to purchase an asset that the Portfolio wants to sell which could impact the Portfolio's ability to meet redemption requests on demand.
- **Exchange rate risk** - changes in exchange rates may reduce or increase the returns an investor might expect to receive independent of the performance of such assets. Hedging of this risk may not be fully effective and may increase other risks (e.g. derivative risk).
- **Custodian risk** - insolvency, breaches of duty of care or misconduct of a custodian or sub-custodian responsible for the safekeeping of the Portfolio's assets can result in loss to the Portfolio.

- **Derivatives risk** - derivative instruments are highly sensitive to changes in the value of the underlying asset that they are based on. Certain derivatives may result in losses greater than the amount originally invested.
- **Counterparty risk** - a party that the Portfolio transacts with may fail to meet its obligations which could cause losses.
- **Emerging markets risk** - emerging markets are likely to bear higher risk due to lower liquidity and possible lack of adequate financial, legal, social, political and economic structures, protection and stability as well as uncertain tax positions.
- **Stock Connect** - Stock Connect is a new trading programme and the relevant regulations are untested and subject to change. Investments through the Shanghai-Hong Kong Stock Connect are subject to additional risks, including amongst others, quota limitations, restrictions on selling imposed by frontend monitoring, ownership of securities held on Stock Connect applicable to certain rules, participation in corporate actions and shareholders' meetings, non-protection by any investor compensation scheme, differences in trading day, operational risk, recalling of eligible stocks and trading restrictions, trading costs (including tax), local market rules, foreign shareholding restrictions and disclosure obligations, clearing, settlement and custody risk, currency risk and default risk.
- **Sustainability risk** - an environmental, social or governance event or condition that could cause the value of the portfolio to go down. Examples of sustainability risks include physical environmental risks, climate change transition risks, supply chain disruptions, improper labour practices, lack of board diversity and corruption.
- **Concentration risk** - this is a concentrated asset strategy that is likely to exhibit a significantly greater fluctuations in asset values than a broad investment in a wide range of shares of companies.
- **For more detailed information on the risks associated with an investment in the Portfolio, please refer to the section in the Prospectus entitled "Risk Considerations" and discuss with your professional advisers.**



Fund Characteristics	
1. Investment Objective	The Goldman Sachs Global Future Generations Equity Portfolio seeks long-term capital appreciation through an actively managed portfolio investing across all regions, sectors and market caps in order to effectively capture the widespread impact of younger generations. The investment objective is to deliver strong absolute and relative returns in all types of markets as well as across all leading indices.
2. Investment Policy	The Portfolio will, under normal circumstances, invest at least two thirds of its net assets in equity and/or equity related Transferable Securities and Permitted Funds which provide exposure to companies around the world. The Portfolio's holdings will be concentrated and may have significant exposure to specific sectors including, but not limited to, technology and consumer sectors. Concentration and exposure to specific sectors may change over time. The Investment Adviser implements a multi-faceted approach to Environmental, Social and Governance (ESG) considerations ("ESG Criteria") into its fundamental investment process. Further details of the ESG characteristics of the Portfolio can be found in the Portfolio's relevant Appendix in Supplement V of the Prospectus. For full policy details, please refer to the Prospectus.
3. Type of Assets in Which Fund May Invest	Our team of 100+ investment professionals based across 9 locations globally has identified a proprietary universe of 400+ securities whose revenues are aligned to the thematic. We look at companies that offer products as well as services and keep a balanced portfolio. Our rigorous and disciplined approach is inherently bottom-up and grounded in a qualitative assessment of companies. Our local presence enables us to conduct over 10,000 meetings annually to engage with management teams to fully understand the drivers of their earnings and evaluate the competitive advantages of each business.
4. Actively or Not Actively Managed Against Benchmark + Degree of Freedom from Benchmark	Actively managed with a target tracking error of 500-700 bps
5. Fees	The fees are the fees the fund charges to investors to cover the costs of running the Fund, which will impact on the overall return which an investor receives. Additional costs, including transaction fees, will also be incurred. These costs are paid out by the Fund, which will impact on the overall return of the Fund. Fund charges will be incurred in multiple currencies, meaning that payments may increase or decrease as a result of currency exchange fluctuations. All charges will be paid out by the Fund, which will impact on the overall return of the Fund. Any future returns will be subject to tax which depends on the personal tax situation of each investor, which may change over time.
6. Leverage	NA
7. SFDR Classification	Article 8

C&C / Fees overview

Ongoing costs taken each year:

Management fees 0.75%

Ongoing Charges 0.85%

Maximum sales charge 0.00%

Data is representative of I- Shares (Acc.)


The prospectus, the Key Information Document (KID) or UK Key Investor Information Document (KIID) (as applicable), information on sustainability-related aspects of the fund (such as the SFDR classification), and other legally required documents relating to the fund (containing information about the fund, the costs and the risks involved) are available on www.gsam.com/responsible-investing in the relevant languages of the countries where the fund is registered or notified for marketing purposes. Goldman Sachs Asset Management B.V. may decide to terminate the arrangements made for the marketing of the fund in accordance with article 93a UCITS Directive and article 32a AIFM Directive as implemented in Dutch law in article 2:121ca and 2:124.0a Wft. Information about investor rights and collective redress mechanisms are available on www.gsam.com/responsible-investing. Investment sustains risk. The decision to invest in a fund should take into account all the characteristics, objectives, and associated risks of a fund as described in the prospectus. The investment promoted concerns the acquisition of units or shares in a fund, and not in an underlying asset in which the fund invests. Please note that the value of any investment may rise or fall and that past performance is not indicative of future results and should in no event be deemed as such. A return on investment may increase or decrease as a result of currency fluctuation.

Your capital is at risk and you may lose some or all of the capital you invest Global Megatrends Commentary
Discovery Life Investment Services (Pty) Ltd, branded as Discovery Invest, is an authorised financial services provider. Company registration number 2007/005969/07.



GS Global Environmental Impact Equity Portfolio

Risk and Reward Profile



This risk profile is based on historical data and may not be a reliable indication of the future risk profile of the Portfolio. The risk category shown is not guaranteed and may change over time. The lowest category does not mean risk free. It is possible that a portfolio stated to have a lower risk profile may in fact fall in value more than a portfolio with a higher risk profile.

The Portfolio is in category 6 as it mostly invests in shares and similar instruments which typically experience higher levels of price fluctuations than fixed income securities.

The capital is not guaranteed.

Other Material Risks:

- **Market risk** - the value of assets in the Portfolio is typically dictated by a number of factors, including the confidence levels of the market in which they are traded.
- **Operational risk** - material losses to the Portfolio may arise as a result of human error, system and/or process failures, inadequate procedures or controls.
- **Liquidity risk** - the Portfolio may not always find another party willing to purchase an asset that the Portfolio wants to sell which could impact the Portfolio's ability to meet redemption requests on demand.
- **Exchange rate risk** - changes in exchange rates may reduce or increase the returns an investor might expect to receive independent of the performance of such assets. Hedging of this risk may not be fully effective and may increase other risks (e.g. derivative risk).
- **Custodian risk** - insolvency, breaches of duty of care or misconduct of a custodian or sub-custodian responsible for the safekeeping of the Portfolio's assets can result in loss to the Portfolio.

- **Derivatives risk** - derivative instruments are highly sensitive to changes in the value of the underlying asset that they are based on. Certain derivatives may result in losses greater than the amount originally invested.
- **Counterparty risk** - a party that the Portfolio transacts with may fail to meet its obligations which could cause losses.
- **Emerging markets risk** - emerging markets are likely to bear higher risk due to lower liquidity and possible lack of adequate financial, legal, social, political and economic structures, protection and stability as well as uncertain tax positions.
- **Stock Connect** - Stock Connect is a new trading programme and the relevant regulations are untested and subject to change. Investments through the Shanghai-Hong Kong Stock Connect are subject to additional risks, including amongst others, quota limitations, restrictions on selling imposed by frontend monitoring, ownership of securities held on Stock Connect applicable to certain rules, participation in corporate actions and shareholders' meetings, non-protection by any investor compensation scheme, differences in trading day, operational risk, recalling of eligible stocks and trading restrictions, trading costs (including tax), local market rules, foreign shareholding restrictions and disclosure obligations, clearing, settlement and custody risk, currency risk and default risk.
- **Sustainability risk** - an environmental, social or governance event or condition that could cause the value of the portfolio to go down. Examples of sustainability risks include physical environmental risks, climate change transition risks, supply chain disruptions, improper labour practices, lack of board diversity and corruption.
- **Concentration risk** - this is a concentrated asset strategy that is likely to exhibit a significantly greater fluctuations in asset values than a broad investment in a wide range of shares of companies.
- **Risks associated with investments in China:** The Portfolio's operations and financial results could be adversely affected by adjustments in the PRC's state plans, political, economic and social conditions, changes in the policies of the PRC government and laws and regulations, in particular where investments are made through any of the investment regime introduced by the PRC government.
- **For more detailed information on the risks associated with an investment in the Portfolio, please refer to the section in the Prospectus entitled "Risk Considerations" and discuss with your professional advisers.**



Fund Characteristics	
1. Investment Objective	<p>The Goldman Sachs Asset Management Global Environmental Impact Equity Strategy has two objectives at its core:</p> <ol style="list-style-type: none"> Investing in companies which provide impactful solutions to drive environmental sustainability; Generating superior returns against global equities (measured by the MSCI All Country World Index) <p>In today's time where governments, corporates and consumers are more unified than ever in their desire and willingness to fight climate change, we believe that those companies that can provide innovative products and solutions to help solve environmental challenges will benefit from secular growth and demand tailwinds. This effort is more and more supported by attractive economics, as alternative energy sources and sustainable products become continuously more cost effective and start being less of a philanthropic endeavor and more of a sound investment decision. As such, we decided to launch the Goldman Sachs Asset Management Global Environmental Impact Equity Strategy as we firmly believe today's investment landscape offers opportunity to 1) Generate superior returns against global equities while 2) Delivering positive environmental impact.</p>
2. Investment Policy	<p>We believe that outsized returns can be earned over time by investing in companies that fit the following three critical elements:</p> <p>1. Thematic Exposure We focus our investments in companies which are aligned to five key impact themes which, in our view, are collectively driving environmental sustainability. The themes we are focused on are clean energy, resource efficiency, sustainable consumption, the circular economy, and water sustainability. As part of this approach, we are i) determining the company's alignment to our thematic framework, ii) assessing the company's impact on the environment, and iii) forming a partnership between the company and us to promote change.</p> <p>2. Business Quality Consistent with Goldman Sachs Asset Management Fundamental Equity's active, bottom-up approach, this strategy is focused on identifying quality companies with sustainable competitive advantages, high returns on invested capital and effective, shareholder friendly management teams.</p> <p>3. Valuation Discipline Focusing on cash flow metrics, we want to ensure we are investing in businesses at a discount to their intrinsic value in order to maximize returns over the long-term. We prefer companies that will prove to be resilient over the full market cycle.</p>
3. Type of Assets in Which Fund May Invest	<p>We believe investing in public equity securities of companies which provide innovative solutions to combat climate change and promote sustainable living will offer investors exposure to secular demand tailwinds and the potential to outperform global equities over the market cycle. While we expect this outperformance to be partially underpinned by the thematic nature of the strategy, a crucial factor of our alpha generation is selecting the most compelling investment ideas within our universe of ~500 stocks. In this context, our bottom-up investment approach focuses on i) fundamentals and ii) valuations.</p> <p>We seek to invest in companies which are aligned to five key impact themes which, in our view, are collectively driving environmental sustainability. The themes we are focused on are clean energy, resource efficiency, sustainable consumption, the circular economy, and water sustainability. As part of this approach, we are i) determining the company's alignment to our thematic framework, ii) assessing the company's impact on the environment, and iii) engaging with the company to promote change.</p> <p>Determining thematic alignment, i.e., the creation of our investment universe, is a highly manual process for which we rely on the Co Portfolio Managers Alexis Deladerrière, CFA, and Saurabh Jain, CFA, along with the team of Global Research Leads and the broader 80+ person Fundamental Equity investment team. Our investment resources are based globally and conduct 10,000+ company meetings a year, supporting our Global Fundamental Equity Team in assessing a company's thematic exposure as well as environmental impact. Beyond bottom-up research, we believe our mandate also requires us to drive change from within, pushing to improve ESG practices and helping companies to be as impactful as possible.</p>
4. Actively or Not Actively Managed Against Benchmark + Degree of Freedom from Benchmark	We actively manage this fund with a focus on impact equities.
5. Fees	The fees are the fees the fund charges to investors to cover the costs of running the Fund, which will impact on the overall return which an investor receives. Additional costs, including transaction fees, will also be incurred. These costs are paid out by the Fund, which will impact on the overall return of the Fund. Fund charges will be incurred in multiple currencies, meaning that payments may increase or decrease as a result of currency exchange fluctuations. All charges will be paid out by the Fund, which will impact on the overall return of the Fund. Any future returns will be subject to tax which depends on the personal tax situation of each investor, which may change over time.
6. Leverage	NA
7. SFDR Disclosure	Article 9

C&C / Fees overview



Ongoing costs taken each year:

Management fees 0.75%

Ongoing Charges 0.84%

Maximum sales charge 0.00%

Data is representative of I-Shares (Acc.)

The prospectus, the Key Information Document (KID) or UK Key Investor Information Document (KIID) (as applicable), information on sustainability-related aspects of the fund (such as the SFDR classification), and other legally required documents relating to the fund (containing information about the fund, the costs and the risks involved) are available on www.gsam.com/responsible-investing in the relevant languages of the countries where the fund is registered or notified for marketing purposes. Goldman Sachs Asset Management B.V. may decide to terminate the arrangements made for the marketing of the fund in accordance with article 93a UCITS Directive and article 32a AIFM Directive as implemented in Dutch law in article 2:121ca and 2:124.0a Wft. Information about investor rights and collective redress mechanisms are available on

Your capital is at risk and you may lose some or all of the capital you invest Global Megatrends Commentary
Discovery Life Investment Services (Pty) Ltd, branded as Discovery Invest, is an authorised financial services provider. Company registration number 2007/005969/07.

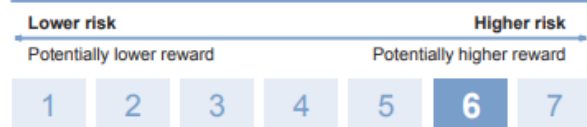


www.gsam.com/responsible-investing. Investment sustains risk. The decision to invest in a fund should take into account all the characteristics, objectives, and associated risks of a fund as described in the prospectus. The investment promoted concerns the acquisition of units or shares in a fund, and not in an underlying asset in which the fund invests. Please note that the value of any investment may rise or fall and that past performance is not indicative of future results and should in no event be deemed as such. A return on investment may increase or decrease as a result of currency fluctuation.



GS Global Future Technology Leaders Equity Portfolio

Risk and Reward Profile



This risk profile is based on historical data and may not be a reliable indication of the future risk profile of the Portfolio. The risk category shown is not guaranteed and may change over time. The lowest category does not mean risk free. It is possible that a portfolio stated to have a lower risk profile may in fact fall in value more than a portfolio with a higher risk profile.

The Portfolio is in category 6 as it mostly invests in shares and similar instruments which typically experience higher levels of price fluctuations than fixed income securities.

The capital is not guaranteed.

Other Material Risks:

- **Market risk** - the value of assets in the Portfolio is typically dictated by a number of factors, including the confidence levels of the market in which they are traded.
- **Operational risk** - material losses to the Portfolio may arise as a result of human error, system and/or process failures, inadequate procedures or controls.
- **Liquidity risk** - the Portfolio may not always find another party willing to purchase an asset that the Portfolio wants to sell which could impact the Portfolio's ability to meet redemption requests on demand.
- **Exchange rate risk** - changes in exchange rates may reduce or increase the returns an investor might expect to receive independent of the performance of such assets. Hedging of this risk may not be fully effective and may increase other risks (e.g. derivative risk).
- **Custodian risk** - insolvency, breaches of duty of care or misconduct of a custodian or sub-custodian responsible for the safekeeping of the Portfolio's assets can result in loss to the Portfolio.
- **Risks associated with investments in China** - The Portfolio's operations and financial results could be adversely affected by adjustments in the PRC's state plans, political, economic and social conditions, changes in the policies of the PRC government and laws and regulations, in particular where investments are made through any of the investment regime

introduced by the PRC government.

- **Derivatives risk** - derivative instruments are highly sensitive to changes in the value of the underlying asset that they are based on. Certain derivatives may result in losses greater than the amount originally invested.
- **Counterparty risk** - a party that the Portfolio transacts with may fail to meet its obligations which could cause losses.
- **Emerging markets risk** - emerging markets are likely to bear higher risk due to lower liquidity and possible lack of adequate financial, legal, social, political and economic structures, protection and stability as well as uncertain tax positions.
- **Sustainability risk** - an environmental, social or governance event or condition that could cause the value of the portfolio to go down. Examples of sustainability risks include physical environmental risks, climate change transition risks, supply chain disruptions, improper labour practices, lack of board diversity and corruption.
- **Technology sector risk** - the technology sector may be impacted by a number of sector-specific factors and events, including rapid technological advancements, government policies and regulation, taxes, and supply changes. These factors and events may result in shares in technology companies to decrease in value.
- **Stock Connect** - Stock Connect is a new trading programme and the relevant regulations are untested and subject to change. Investments through the Shanghai-Hong Kong Stock Connect are subject to additional risks, including amongst others, quota limitations, restrictions on selling imposed by frontend monitoring, ownership of securities held on Stock Connect applicable to certain rules, participation in corporate actions and shareholders' meetings, non-protection by any investor compensation scheme, differences in trading day, operational risk, recalling of eligible stocks and trading restrictions, trading costs (including tax), local market rules, foreign shareholding restrictions and disclosure obligations, clearing, settlement and custody risk, currency risk and default risk.
- **Concentration risk** - this is a concentrated asset strategy that is likely to exhibit a significantly greater fluctuations in asset values than a broad investment in a wide range of shares of companies.
- **Small capitalisation companies risk** - investing in the securities of smaller, lesser-known companies may involve greater risk due to the less certain growth prospects, the lower degree of liquidity (see liquidity risk) of such shares and the greater sensitivity of small companies to changing



Fund Characteristics	
1. Investment Objective	The Goldman Sachs Global Future Technology Leaders Equity Portfolio seeks long-term capital appreciation by investing, under normal circumstances, in approximately 60-80 companies that we believe will benefit from the proliferation of technology. The fund invests in companies across geographies, including Emerging Markets, and all market caps excluding mega-caps (>\$100bn).
2. Investment Policy	Our investment philosophy is that wealth is created through the long-term ownership of a growing business when purchased at an attractive price. We take a bottom-up approach to investing based on first-hand, fundamental research. Our goal is to identify companies whose stock will appreciate substantially as a result of the above average sustained growth of the underlying business. As such, we look to buy companies with strong business franchises, favorable long-term prospects, and excellent management teams. We maintain a strong valuation discipline and long-term focus, seeking to buy these businesses when we see value that the market is not fully appreciating.
3. Type of Assets in Which Fund May Invest	The fund primarily invests in global technology equities.
4. Actively or Not Actively Managed Against Benchmark + Degree of Freedom from Benchmark	We actively manage this fund relative to a custom tech benchmark: MSCI ACWI Select Information Technology + Communication Services (excluding >\$100Bn market cap).
5. Leverage	Not applicable.
6. SFDR Disclosure (optional)	Article 8

Risks

The risk of this fund is set at 5 (on a scale of 1 - lower risk to 7 - higher risk). Historical data, such as is used for calculating this indicator, may not be a reliable indication of the future risk profile of this fund. There is no guarantee that the risk indicator will remain unchanged, it may shift over time. The lowest category of risk does not mean that the investment is risk free. We have classified this portfolio as 5 out of 7, which is a medium-high risk class. This rates the potential losses from future performance at a medium-high level, and poor market conditions will likely impact the portfolio's capacity to pay you. Be aware of currency risk. In some circumstances, you may receive payments in a different currency, so the final return you will get depend on the exchange rate between the two currencies. This risk is not considered in the indicator scale. Other Material Risks relevant to the portfolio not included in the summary risk indicator are set out in the Prospectus. This product does not include any protection from future market performance so you could lose some or all of your investment. If the fund is not able to pay you what is owed, you could lose your entire investment.

Fees

Ongoing costs taken each year:
Management fee 0.75%
Actual total expense ratio 0.82%
Maximum sales charge 0.00%

Data is representative of I-Shares

The fees are the fees the fund charges to investors to cover the costs of running the Fund, which will impact on the overall return which an investor receives. Additional costs, including transaction fees, will also be incurred. These costs are paid out by the Fund, which will impact on the overall return of the Fund. Fund charges will be incurred in multiple currencies, meaning that payments may increase or decrease as a result of currency exchange fluctuations. All charges will be paid out by the Fund, which will impact on the overall return of the Fund. Any future returns will be subject to tax which depends on the personal tax situation of each investor, which may change over time.

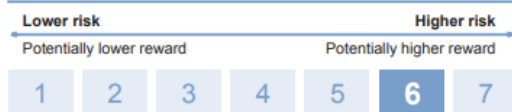
The prospectus, the Key Information Document (KID) or UK Key Investor Information Document (KIID) (as applicable), information on sustainability-related aspects of the fund (such as the SFDR classification), and other legally required documents relating to the fund (containing information about the fund, the costs and the risks involved) are available on www.gsam.com/responsible-investing in the relevant languages of the countries where the fund is registered or notified for marketing purposes. Goldman Sachs Asset Management B.V. may decide to terminate the arrangements made for the marketing of the fund in accordance with article 93a UCITS Directive and article 32a AIFM Directive as implemented in Dutch law in article 2:121ca and 2:124.0a Wft. Information about investor rights and collective redress mechanisms are available on www.gsam.com/responsible-investing. Investment sustains risk. The decision to invest in a fund should take into account all the characteristics, objectives, and associated risks of a fund as described in the prospectus. The investment promoted concerns the acquisition of units or shares in a fund, and not in an underlying asset in which the fund invests. Please note that the value of any investment may rise or fall and that past performance is not indicative of future results and should in no event be deemed as such. A return on investment may increase or decrease as a result of currency fluctuation.

Your capital is at risk and you may lose some or all of the capital you invest Global Megatrends Commentary
 Discovery Life Investment Services (Pty) Ltd, branded as Discovery Invest, is an authorised financial services provider. Company registration number 2007/005969/07.



GS Global Future Health Care Equity Portfolio

Risk and Reward Profile



This risk profile is based on historical data and may not be a reliable indication of the future risk profile of the Portfolio. The risk category shown is not guaranteed and may change over time. The lowest category does not mean risk free. It is possible that a portfolio stated to have a lower risk profile may in fact fall in value more than a portfolio with a higher risk profile.

The Portfolio is in category 6 as it mostly invests in shares and similar instruments which typically experience higher levels of price fluctuations than fixed income securities.

The capital is not guaranteed.

Other Material Risks:

- **Market risk** - the value of assets in the Portfolio is typically dictated by a number of factors, including the confidence levels of the market in which they are traded.
- **Operational risk** - material losses to the Portfolio may arise as a result of human error, system and/or process failures, inadequate procedures or controls.
- **Liquidity risk** - the Portfolio may not always find another party willing to purchase an asset that the Portfolio wants to sell which could impact the Portfolio's ability to meet redemption requests on demand.
- **Exchange rate risk** - changes in exchange rates may reduce or increase the returns an investor might expect to receive independent of the performance of such assets. Hedging of this risk may not be fully effective and may increase other risks (e.g. derivative risk).
- **Custodian risk** - insolvency, breaches of duty of care or misconduct of a custodian or sub-custodian responsible for the safekeeping of the Portfolio's assets can result in loss to the Portfolio.
- **Derivatives risk** - derivative instruments are highly sensitive to changes in the value of the underlying asset that they are based on. Certain derivatives may result in losses greater than the amount originally invested.
- **Counterparty risk** - a party that the Portfolio transacts with may fail to meet its obligations which could cause losses.
- **Emerging markets risk** - emerging markets are likely to bear higher risk due to lower liquidity and possible lack of adequate financial, legal, social, political and economic structures, protection and stability as well as uncertain tax positions.
- **Stock Connect** - Stock Connect is a new trading programme and the relevant regulations are untested and subject to change. Investments through the Shanghai-Hong Kong Stock Connect are subject to additional risks, including amongst others, quota limitations, restrictions on selling imposed by frontend monitoring, ownership of securities held on Stock Connect applicable to certain rules, participation in corporate actions and shareholders' meetings, non-protection by any investor compensation scheme, differences in trading day, operational risk, recalling of eligible stocks and trading restrictions, trading costs (including tax), local market rules, foreign shareholding restrictions and disclosure obligations, clearing, settlement and custody risk, currency risk and default risk.
- **Sustainability risk** - an environmental, social or governance event or condition that could cause the value of the portfolio to go down. Examples of sustainability risks include physical environmental risks, climate change transition risks, supply chain disruptions, improper labour practices, lack of board diversity and corruption.
- **Technology sector risk** - the technology sector may be impacted by a number of sector-specific factors and events, including rapid technological advancements, government policies and regulation, taxes, and supply changes. These factors and events may result in shares in technology companies to decrease in value.
- **Concentration risk** - this is a concentrated asset strategy that is likely to exhibit a significantly greater fluctuations in asset values than a broad investment in a wide range of shares of companies.
- **Health care sector risk** - the health care sector may be impacted by a number of sector-specific factors and events, including rapid technological advancements, government policies and regulation, taxes, and supply changes. Companies in the health care sector could be significantly affected by political or regulatory events or occurrences and shares in such companies may be subject to extreme price movements or a decrease in value.
- **For more detailed information on the risks associated with an investment in the Portfolio, please refer to the section in the**



Fund Characteristics	
1. Investment Objective	The Goldman Sachs Global Future Health Care Equity Portfolio seeks long-term capital appreciation by investing, under normal circumstances, in approximately 40-60 companies that we believe have the potential to be beneficiaries of evolving trends in the health care sector, including, but not limited to, the beneficiaries and drivers of advancements in genomics, precision medicine, tech-enabled procedures and digital health care.
2. Investment Policy	Our investment philosophy is that wealth is created through the long-term ownership of a growing business when purchased at an attractive price. We take a bottom-up approach to investing based on first-hand, fundamental research. Our goal is to identify companies whose stock will appreciate substantially as a result of the above average sustained growth of the underlying business. As such, we look to buy companies with strong business franchises, favorable long-term prospects, and excellent management teams. We maintain a strong valuation discipline and long-term focus, seeking to buy these businesses when we see value that the market is not fully appreciating.
3. Type of Assets in Which Fund May Invest	The fund primarily invests in global health care equities.
4. Actively or Not Actively Managed Against Benchmark + Degree of Freedom from Benchmark	We actively manage this fund relative to the MSCI ACWI Health Care Index.
5. Leverage	Not applicable.
6. SFDR Disclosure (optional)	Article 8

Risks

The risk of this fund is set at 5 (on a scale of 1 - lower risk to 7 - higher risk). Historical data, such as is used for calculating this indicator, may not be a reliable indication of the future risk profile of this fund. There is no guarantee that the risk indicator will remain unchanged, it may shift over time. The lowest category of risk does not mean that the investment is risk free. We have classified this portfolio as 5 out of 7, which is a medium-high risk class. This rates the potential losses from future performance at a medium-high level, and poor market conditions will likely impact the portfolio's capacity to pay you. Be aware of currency risk. In some circumstances, you may receive payments in a different currency, so the final return you will get depend on the exchange rate between the two currencies. This risk is not considered in the indicator scale. Other Material Risks relevant to the portfolio not included in the summary risk indicator are set out in the Prospectus. This product does not include any protection from future market performance so you could lose some or all of your investment. If the fund is not able to pay you what is owed, you could lose your entire investment.

Fees

Ongoing costs taken each year:
 Management fee 0.75%
 Actual total expense ratio 0.82%
 Maximum sales charge 0.00%

Data is representative of I-Shares

The fees are the fees the fund charges to investors to cover the costs of running the Fund, which will impact on the overall return which an investor receives. Additional costs, including transaction fees, will also be incurred. These costs are paid out by the Fund, which will impact on the overall return of the Fund. Fund charges will be incurred in multiple currencies, meaning that payments may increase or decrease as a result of currency exchange fluctuations. All charges will be paid out by the Fund, which will impact on the overall return of the Fund. Any future returns will be subject to tax which depends on the personal tax situation of each investor, which may change over time.

The prospectus, the Key Information Document (KID) or UK Key Investor Information Document (KIID) (as applicable), information on sustainability-related aspects of the fund (such as the SFDR classification), and other legally required documents relating to the fund (containing information about the fund, the costs and the risks involved) are available on www.gsam.com/responsible-investing in the relevant languages of the countries where the fund is registered or notified for marketing purposes. Goldman Sachs Asset Management B.V. may decide to terminate the arrangements made for the marketing of the fund in accordance with article 93a UCITS Directive and article 32a AIFM Directive as implemented in Dutch law in article 2:121ca and 2:124.0a Wft. Information about investor rights and collective redress mechanisms are available on www.gsam.com/responsible-investing. Investment sustains risk. The decision to invest in a fund should take into account all the characteristics, objectives, and associated risks of a fund as described in the prospectus. The investment promoted concerns the acquisition of units or shares in a fund, and not in an underlying asset in which the fund invests. Please note that the value of any investment may rise or fall and that past performance is not indicative of future results and should in no event be deemed as such. A return on investment may increase or decrease as a result of currency fluctuation.

Your capital is at risk and you may lose some or all of the capital you invest Global Megatrends Commentary
 Discovery Life Investment Services (Pty) Ltd, branded as Discovery Invest, is an authorised financial services provider. Company registration number 2007/005969/07.



Goldman Sachs Global Future Generations Equity Portfolio Class I Shares (Acc.)

Rolling periods performance:

Periods	Net Portfolio Performance (%)	MSCI ACWI Growth (%)	Net Excess Returns (bps)	MSCI World (%)	Net Excess Returns (bps)
January 2024 – December 2024	27.4	24.2	+318	18.7	+873
January 2023 – December 2023	22.2	33.2	-1,100	23.8	-157
January 2022 – December 2022	-38.7	-28.6	-1,008	-18.1	-2,055
January 2021 – December 2021	8.3	17.1	-883	21.8	-1,355
January 2020 – December 2020	56.0	33.6	+2,244	15.9	+4,013
January 2019 – December 2019	36.3	32.7	+360	27.7	+865
January 2018 – December 2018	-5.6	-8.1	+251	-8.7	+309
January 2017 – December 2017	27.0	30.0	-298	22.4	+462

Calendar Year Performance:

Periods	Net Portfolio Performance (%)	MSCI ACWI Growth (%)	Net Excess Returns (bps)	MSCI World (%)	Net Excess Returns (bps)
2023	22.2	33.2	-1,100	23.8	-157
2022	-38.7	-28.6	-1,008	-18.1	-2,055
2021	8.3	17.1	-883	21.8	-1,355
2020	56.0	33.6	+2,244	15.9	+4,013
2019	36.3	32.7	+360	27.7	+865
2018	-5.6	-8.1	+251	-8.7	+309
2017	27.0	30.0	-298	22.4	+462
2016 (Feb – Dec)	10.2	10.9	-75	14.3	-419

Past performance does not predict future returns and does not guarantee future results, which may vary. Net performance reflects the deduction of all fees and expenses that a client or investor has paid or would have paid in connection with the investment adviser's investment advisory services to the relevant portfolio, including, advisory fees, advisory fees paid to underlying investment vehicles, and payments by the investment adviser for which the client or investor reimburses the investment adviser. Net performance does not reflect the exclusion of custodian fees paid to a bank or other third-party organization for safekeeping funds and securities.

Source: Goldman Sachs Asset Management and MSCI

Inception Date: 1st Feb, 2016

Source: Goldman Sachs Asset Management B.V. Performance Measurement Department The Hague. Benchmark: MSCI ACWI Growth. Returns are presented after all transaction costs and Ongoing Charges (consisting of Management Fee + Fixed Service Fee + Tax d'abonnement). Returns include the reinvestment of income. Fund was launched on 1 Feb, 2016. The Ongoing Charges vary per share class. The Ongoing Charges of this share class are 0.84 per year. The share class presented is deemed to be the most suitable for the target audience of this presentation.

The fees are the fees the fund charges to investors to cover the costs of running the Fund, which will impact on the overall return which an investor receives. Additional costs, including transaction fees, will also be incurred. These costs are paid out by the Fund, which will impact on the overall return of the Fund. Fund charges will be incurred in multiple currencies, meaning that payments may increase or decrease as a result of currency exchange fluctuations. All charges will be paid out by the Fund, which will impact on the overall return of the Fund. Any future returns will be subject to tax which depends on the personal tax situation of each investor, which may change over time.

Your capital is at risk and you may lose some or all of the capital you invest Global Megatrends Commentary
Discovery Life Investment Services (Pty) Ltd, branded as Discovery Invest, is an authorised financial services provider. Company registration number 2007/005969/07.

16



Goldman Sachs Global Environmental Impact Equity Portfolio Class I Shares (Acc.)

Rolling periods performance:

<i>Periods</i>	<i>Net Portfolio Performance (%)</i>	<i>MSCI ACWI (%)</i>	<i>Net Excess Returns (bps)</i>
<i>January 2024 – December 2024</i>	3.72	17.49	-1,377
<i>January 2023 – December 2023</i>	5.87	22.20	-1,633
<i>January 2022 – December 2022</i>	-27.27	-18.36	-890
<i>January 2021 – December 2021</i>	14.09	18.54	-445

Calendar Year Performance:

Periods	Net Portfolio Performance (%)	MSCI ACWI (%)	Net Excess Returns (bps)
2023	5.87	22.20	-1,633
2022	-27.27	-18.36	-890
2021	14.09	18.54	-445
2020 (Feb – Dec)	49.8	13.1	+3,666

Past performance does not predict future returns and does not guarantee future results, which may vary. Net performance reflects the deduction of all fees and expenses that a client or investor has paid or would have paid in connection with the investment adviser's investment advisory services to the relevant portfolio, including, advisory fees, advisory fees paid to underlying investment vehicles, and payments by the investment adviser for which the client or investor reimburses the investment adviser. Net performance does not reflect the exclusion of custodian fees paid to a bank or other third-party organization for safekeeping funds and securities.

Source: Goldman Sachs Asset Management and MSCI

Inception Date: 14th Feb, 2020

Source: Goldman Sachs Asset Management B.V. Performance Measurement Department The Hague. Benchmark: MSCI ACWI. Returns are presented after all transaction costs and Ongoing Charges (consisting of Management Fee + Fixed Service Fee + Tax d'abonnement). Returns include the reinvestment of income. Fund was launched on 14February 2020. The Ongoing Charges vary per share class. The Ongoing Charges of this share class are 0.84 per year. The share class presented is deemed to be the most suitable for the target audience of this presentation

The fees are the fees the fund charges to investors to cover the costs of running the Fund, which will impact on the overall return which an investor receives. Additional costs, including transaction fees, will also be incurred. These costs are paid out by the Fund, which will impact on the overall return of the Fund. Fund charges will be incurred in multiple currencies, meaning that payments may increase or decrease as a result of currency exchange fluctuations. All charges will be paid out by the Fund, which will impact on the overall return of the Fund. Any future returns will be subject to tax which depends on the personal tax situation of each investor, which may change over time.



Goldman Sachs Global Future Health Care Equity Portfolio Class I Shares (Acc.)

Rolling periods performance:

<i>Periods</i>	<i>Net Portfolio Performance (%)</i>	<i>MSCI ACWI Health Care Index (%)</i>	<i>Net Excess Returns (bps)</i>
<i>January 2024 – December 2024</i>	-1.61	1.07	-267
<i>January 2023 – December 2023</i>	5.71	3.58	213
<i>January 2022 – December 2022</i>	-18.18	-6.14	-1,204
<i>January 2021 – December 2021</i>	8.34	17.51	-916

Calendar Year Performance:

Periods	Net Portfolio Performance (%)	MSCI ACWI Health Care Index (%)	Net Excess Returns (bps)
2023	5.71	3.58	+213
2022	-18.18	-6.14	-1,204
2021	8.34	17.51	-916
2020 (Oct – Dec)	11.92	7.41	+451

Past performance does not predict future returns and does not guarantee future results, which may vary. Net performance reflects the deduction of all fees and expenses that a client or investor has paid or would have paid in connection with the investment adviser's investment advisory services to the relevant portfolio, including, advisory fees, advisory fees paid to underlying investment vehicles, and payments by the investment adviser for which the client or investor reimburses the investment adviser. Net performance does not reflect the exclusion of custodian fees paid to a bank or other third-party organization for safekeeping funds and securities.

Source: Goldman Sachs Asset Management and MSCI Inception Date: 30th Sep, 2020

Source: Goldman Sachs Asset Management B.V. Performance Measurement Department The Hague. Benchmark: MSCI ACWI Health Care. Returns are presented after all transaction costs and Ongoing Charges (consisting of Management Fee + Fixed Service Fee + Tax d'abonnement). Returns include the reinvestment of income. Fund was launched on 30 September 2020. The Ongoing Charges vary per share class. The Ongoing Charges of this share class are 0.93 per year. The share class presented is deemed to be the most suitable for the target audience of this presentation

The fees are the fees the fund charges to investors to cover the costs of running the Fund, which will impact on the overall return which an investor receives. Additional costs, including transaction fees, will also be incurred. These costs are paid out by the Fund, which will impact on the overall return of the Fund. Fund charges will be incurred in multiple currencies, meaning that payments may increase or decrease as a result of currency exchange fluctuations. All charges will be paid out by the Fund, which will impact on the overall return of the Fund. Any future returns will be subject to tax which depends on the personal tax situation of each investor, which may change over time.



Goldman Sachs Global Future Technology Leaders Equity Portfolio Class I Shares (Acc.)

Rolling periods performance:

<i>Periods</i>	<i>Net Portfolio Performance (%)</i>	<i>Custom MSCI ACWI Tech Index (%)</i>	<i>Net Excess Returns (bps)</i>
January 2024 – December 2024	15.60	14.52	+107
January 2023 – December 2023	35.65	27.05	+860
January 2022 – December 2022	-47.21	-29.74	-1,746
January 2021 – December 2021	15.19	8.18	+701
February 25 – December 2020	67.90	39.43	+2,847

Calendar Year Performance:

Periods	Net Portfolio Performance (%)	Custom MSCI ACWI Tech Index (%)	Net Excess Returns (bps)
2023	35.65	27.05	+860
2022	-47.21	-29.74	-1,746
2021	15.19	8.17	+701
2020 (Feb – Dec)	67.90	39.43	+2,847

Past performance does not predict future returns and does not guarantee future results, which may vary. Net performance reflects the deduction of all fees and expenses that a client or investor has paid or would have paid in connection with the investment adviser's investment advisory services to the relevant portfolio, including, advisory fees, advisory fees paid to underlying investment vehicles, and payments by the investment adviser for which the client or investor reimburses the investment adviser. Net performance does not reflect the exclusion of custodian fees paid to a bank or other third-party organization for safekeeping funds and securities.

Source: Goldman Sachs Asset Management and MSCI

Inception Date: 25th Feb, 2020

Source: Goldman Sachs Asset Management B.V. Performance Measurement Department The Hague. Benchmark: Custom MSCI ACWI Tech. Returns are presented after all transaction costs and Ongoing Charges (consisting of Management Fee + Fixed Service Fee + Tax d'abonnement). Returns include the reinvestment of income. Fund was launched on 25 February 2020. The Ongoing Charges vary per share class. The Ongoing Charges of this share class are 0.81 per year. The share class presented is deemed to be the most suitable for the target audience of this presentation

The fees are the fees the fund charges to investors to cover the costs of running the Fund, which will impact on the overall return which an investor receives. Additional costs, including transaction fees, will also be incurred. These costs are paid out by the Fund, which will impact on the overall return of the Fund. Fund charges will be incurred in multiple currencies, meaning that payments may increase or decrease as a result of currency exchange fluctuations. All charges will be paid out by the Fund, which will impact on the overall return of the Fund. Any future returns will be subject to tax which depends on the personal tax situation of each investor, which may change over time.



Disclaimer:

The Discovery Share Portfolios are managed and provided to you by Discovery Life Limited and utilize share allocations provided by Goldman Sachs Asset Management. The commentary provided above is based on the underlying Goldman Sachs Portfolio strategy. Actual holdings, as implemented by Discovery Life Limited, may differ. Goldman Sachs Asset Management does not provide any service or product to you, and has not considered the suitability of its asset allocations against individual needs, objectives and risk tolerances for investors. As such, Goldman Sachs Asset Management's asset allocations do not constitute investment advice or an offer to sell or a solicitation of an offer to buy any securities. Goldman Sachs Asset Management are registered trademarks of Goldman Sachs International and its affiliates ('Goldman Sachs') and are used under license. Goldman Sachs Asset Management has licensed certain trademarks and trade names of Goldman Sachs Asset Management to Discovery Life Limited. The Licensee Product/Service is not sponsored, endorsed, sold, or promoted by Goldman Sachs Asset Management. Goldman Sachs Asset Management makes no representations or warranties to the owners of the Licensee Product/Service or any member of the public regarding the Licensee Product/Service. Goldman Sachs Asset Management has no obligation or liability in connection with the operation, marketing, trading or sale of any product or service offered by Discovery Life Limited.

Discovery Life Investment Services Pty (Ltd): Registration number 2007/005969/07, branded as Discovery Invest, is an authorised financial services provider. Product rules and terms and conditions apply.

The views and opinions expressed in this article are for information purposes only and should not be seen as advice as defined in the Financial Advisory and Intermediary Services Act. Discovery shall not be liable for any actions taken by any person based on the correctness of this information. For full details on the products, benefits and any conditions, please refer to the relevant fact file. For tailored financial advice, please contact your financial adviser.

For the full CIS disclosure and risk statement, go to:

CIS disclosure:

<http://www.discovery.co.za/assets/discoverycoza/corporate/cis-disclosure.pdf>

Risk disclosure:

<http://www.discovery.co.za/assets/discoverycoza/corporate/risk-disclosure.pdf>

Important Information:

This material is provided at your request solely for your use.

This information discusses general market activity, industry or sector trends, or other broad-based economic, market or political conditions and should not be construed as research or investment advice. This material has been prepared by Goldman Sachs Asset Management and is not financial research nor a product of Goldman Sachs Global Investment Research (GIR). It was not prepared in compliance with applicable provisions of law designed to promote the independence of financial analysis and is not subject to a prohibition on trading following the distribution of financial research. The views and opinions expressed may differ from those of Goldman Sachs Global Investment Research or other departments or divisions of Goldman Sachs and its affiliates. Investors are urged to consult with their financial advisors before buying or selling any securities. This information may not be current and Goldman Sachs Asset Management has no obligation to provide any updates or changes. Any mention of an investment decision is intended only to illustrate our investment approach and/or strategy, and is not indicative of the performance of our strategy as a whole. It should not be assumed that any investment decisions shown will prove to be profitable, or that any investment decisions made in the future will be profitable or will equal the performance of the investments discussed herein. A complete list of past recommendations is available upon request. Please see additional disclosures.

Neither MSCI nor any other party involved in or related to compiling, computing, or creating the MSCI data makes any express or implied warranties or representations with respect to such data (or the results to be obtained by the use thereof), and all such parties hereby expressly disclaim all warranties of originality, accuracy, completeness, merchantability, or fitness for a particular purpose with respect to any of such data. Without limiting any of the foregoing, in no event shall MSCI, any of its affiliates or any third party involved in or related to compiling, computing or creating the data have any liability for any direct, indirect, special, punitive, consequential or any other damages (including lost profits) even if notified of the possibility of such damages. No further distribution or dissemination of the MSCI data is permitted without MSCI's express written consent.

Your capital is at risk and you may lose some or all of the capital you invest.

Capital is at risk.

Although certain information has been obtained from sources believed to be reliable, we do not guarantee its accuracy, completeness or fairness. We have relied upon and assumed without independent verification, the accuracy and completeness of all information available from public sources.

Views and opinions expressed are for informational purposes only and do not constitute a recommendation by Goldman Sachs Asset Management to buy, sell, or hold any security. Views and opinions are current as of the date of this presentation and may be subject to change, they should not be construed as investment advice.

The website links provided are for your convenience only and are not an endorsement or recommendation by Goldman Sachs Asset Management of any of these websites or the products or services offered. Goldman Sachs Asset Management is not responsible for the accuracy and validity of the content of these websites.

Documents providing further detailed information about the fund/s, including the articles of incorporation, prospectus, supplement and the Key Information Document (KID) or UK Key Investor Information Document (KIID) (as applicable), annual/semi-annual report (as applicable), and a summary of your investor rights, are available free of charge in English language and as required, in your local language by navigating to your local language landing page via www.gsam.com/responsible-investing and also from the fund's paying and information agents. If GSAM B.V., the management company, decides to terminate its arrangement for marketing the fund/s in any EEA country where it is registered for sale, it will do so in accordance with the relevant UCITS rules. Information about investor rights and collective redress mechanisms are available on www.gsam.com/responsible-investing (section Policies & Governance).

Offering Documents

Your capital is at risk and you may lose some or all of the capital you invest Global Megatrends Commentary
Discovery Life Investment Services (Pty) Ltd, branded as Discovery Invest, is an authorised financial services provider. Company registration number 2007/005969/07.

20



Emerging markets investments may be less liquid and are subject to greater risk than developed market investments as a result of, but not limited to, the following: inadequate regulations, volatile securities markets, adverse exchange rates, and social, political, military, regulatory, economic or environmental developments, or natural disasters.

Mutual funds are subject to various risks, as described fully in each Fund's prospectus. There can be no assurance that the Funds will achieve their investment objectives. The Funds may be subject to style risk, which is the risk that the particular investing style of the Fund (i.e., growth or value) may be out of favor in the marketplace for various periods of time.

Past performance does not guarantee future results, which may vary. The value of investments and the income derived from investments will fluctuate and can go down as well as up. A loss of principal may occur.

References to indices, benchmarks or other measures of relative market performance over a specified period of time are provided for your information only and do not imply that the portfolio will achieve similar results. The index composition may not reflect the manner in which a portfolio is constructed. While an adviser seeks to design a portfolio which reflects appropriate risk and return features, portfolio characteristics may deviate from those of the benchmark.

Please note that for the purposes of the European Sustainable Finance Disclosure Regulation ("SFDR"), the GS Global Future Generations, GS Future Technology Leaders and GS Global Future Health Care is an Article 8 product that promotes environmental and social characteristics. Please note that this material includes certain information on Goldman Sachs sustainability practices and track record, at an organizational and investment team level, which may not necessarily be reflected in the portfolio. Any ESG characteristics, views, assessments, claims or similar referenced herein (i) will be based on, and limited to, the consideration of specific ESG attributes or metrics related to a product, issuer or service and not their broader or full ESG profile, and unless stated otherwise, (ii) may be limited to a point of time assessment and may not consider the broader lifecycle of the product, issuer or service, and (iii) may not consider any potential negative ESG impacts arising from or related to the product, issuer or service. Please refer to the offering documents of any product(s) prior to investment, for details on how and the extent to which the product(s) takes ESG considerations into account on a binding or non-binding basis.

Environmental, Social and Governance ("ESG") strategies may take risks or eliminate exposures found in other strategies or broad market benchmarks that may cause performance to diverge from the performance of these other strategies or market benchmarks. ESG strategies will be subject to the risks associated with their underlying investments' asset classes. Further, the demand within certain markets or sectors that an ESG strategy targets may not develop as forecasted or may develop more slowly than anticipated. Any ESG characteristics, views, assessments, claims or similar referenced herein (i) will be based on, and limited to, the consideration of specific ESG attributes or metrics related to a product, issuer or service and not their broader or full ESG profile, and unless stated otherwise, (ii) may be limited to a point of time assessment and may not consider the broader lifecycle of the product, issuer or service, and (iii) may not consider any potential negative ESG impacts arising from or related to the product, issuer or service.

Please note that for the purposes of the European Sustainable Finance Disclosure Regulation ("SFDR"), GS Global Environmental Impact Fund is an Article 9 product that has a sustainable investment objective. Please note that this material includes certain information on Goldman Sachs sustainability practices and track record, at an organizational and investment team level, which may not necessarily be reflected in the portfolio. Any ESG characteristics, views, assessments, claims or similar referenced herein (i) will be based on, and limited to, the consideration of specific ESG attributes or metrics related to a product, issuer or service and not their broader or full ESG profile, and unless stated otherwise, (ii) may be limited to a point of time assessment and may not consider the broader lifecycle of the product, issuer or service, and (iii) may not consider any potential negative ESG impacts arising from or related to the product, issuer or service. Please refer to the offering documents of any product(s) prior to investment, for details on how and the extent to which the product(s) takes ESG considerations into account on a binding or non-binding basis.

Equity investments are subject to market risk, which means that the value of the securities in which it invests may go up or down in response to the prospects of individual companies, particular sectors and/or general economic conditions. Different investment styles (e.g., "growth" and "value") tend to shift in and out of favor, and, at

This material is provided at your request for informational purposes only and does not constitute a solicitation in any jurisdiction in which such a solicitation is unlawful or to any person to whom it is unlawful. It only contains selected information with regards to the fund and does not constitute an offer to buy shares in the fund. Prior to an investment, prospective investors should carefully read the latest Key Information Document (KID) or UK Key Investor Information Document (KIID) (as applicable) as well as the offering documentation, including but not limited to the fund's prospectus which contains inter alia a comprehensive disclosure of applicable risks.

Distribution of Shares

Shares of the fund may not be registered for public distribution in a number of jurisdictions (including but not limited to any Latin American, African or Asian countries). Therefore, the shares of the fund must not be marketed or offered in or to residents of any such jurisdictions unless such marketing or offering is made in compliance with applicable exemptions for the private placement of collective investment schemes and other applicable jurisdictional rules and regulations.

Investment Advice and Potential Loss

Financial advisers generally suggest a diversified portfolio of investments. The fund described herein does not represent a diversified investment by itself. This material must not be construed as investment or tax advice. Prospective investors should consult their financial and tax adviser before investing in order to determine whether an investment would be suitable for them. **An investor should only invest if he/she has the necessary financial resources to bear a complete loss of this investment.**

Swing Pricing

Please note that the fund operates a swing pricing policy. Investors should be aware that from time to time this may result in the fund performing differently compared to the reference benchmark based solely on the effect of swing pricing rather than price developments of underlying instruments..

The Global Industry Classification Standard (GICS) was developed by and is the exclusive property and a service mark of Morgan Stanley Capital International Inc. (MSCI) and Standard & Poor's, a division of The McGraw-Hill Companies, Inc. (S&P) and is licensed for use by Goldman Sachs. Neither MSCI, S&P nor any other party involved in making or compiling the GICS or any GICS classifications makes any express or implied warranties or representations with respect to such standard or classification (or the results to be obtained by the use thereof), and all such parties hereby expressly disclaim all warranties of originality, accuracy, completeness, merchantability or fitness for a particular purpose with respect to any of such standard or classification. Without limiting any of the foregoing, in no event shall MSCI, S&P, any of their affiliates or any third party involved in making or compiling the GICS or any GICS classifications have any liability for any direct, indirect, special, punitive, consequential or any other damages (including lost profits) even if notified of the possibility of such damages.

Portfolio Holdings may not be representative of current or future investments. The securities discussed may not represent all of the portfolio's holdings and may represent only a small percentage of the strategy's portfolio holdings. Future portfolio holdings may not be profitable.

Accordingly, these forecasts should be viewed as merely representative of a broad range of possible outcomes. These forecasts are estimated, based on assumptions, and are subject to significant revision and may change materially as economic and market conditions change. Goldman Sachs has no obligation to provide updates or changes to these forecasts. Case studies and examples are for illustrative purposes only.

Any reference to a specific company or security does not constitute a recommendation to buy, sell, hold or directly invest in the company or its securities. It should not be assumed that investment decisions made in the future will be profitable or will equal the performance of the securities discussed in this document.

Your capital is at risk and you may lose some or all of the capital you invest Global Megatrends Commentary
Discovery Life Investment Services (Pty) Ltd, branded as Discovery Invest, is an authorised financial services provider. Company registration number 2007/005969/07.



times, the strategy may underperform other strategies that invest in similar asset classes. The market capitalization of a company may also involve greater risks (e.g. "small" or "mid" cap companies) than those associated with larger, more established companies and may be subject to more abrupt or erratic price movements, in addition to lower liquidity.

Index Benchmarks

Indices are unmanaged. The figures for the index reflect the reinvestment of all income or dividends, as applicable, but do not reflect the deduction of any fees or expenses which would reduce returns. Investors cannot invest directly in indices.

The indices referenced herein have been selected because they are well known, easily recognized by investors, and reflect those indices that the Investment Manager believes, in part based on industry practice, provide an appropriate benchmark against which to evaluate the investment or broader market described herein.

Confidentiality

No part of this material may, without Goldman Sachs Asset Management's prior written consent, be (i) copied, photocopied or duplicated in any form, by any means, or (ii) distributed to any person that is not an employee, officer, director, or authorized agent of the recipient.

© 2025 Goldman Sachs. All rights reserved. Compliance Code: 405740-OTU-2181929, 399156-TMPL-11/2024-2155546

Date of First Use : 17th January 2024

In the United Kingdom, this material is a financial promotion and has been approved by Goldman Sachs International, which is authorised by the Prudential Regulation Authority and regulated by the Financial Conduct Authority and the Prudential Regulation Authority.

Please note that for the purposes of the European Sustainable Finance Disclosure Regulation (SFDR), the product is an Article 8 product that promotes environmental and social characteristics. Please note that this material includes certain information on Goldman Sachs's sustainability practices and track record, at an organizational and investment team level, which may not necessarily be reflected in the portfolio. Please refer to the offering documents of any product(s) prior to investment, for details on how and the extent to which the product(s) takes ESG considerations into account on a binding or non-binding basis.

This material is not intended and does not constitute an offer, invitation, or solicitation by any person to members of the public to invest or acquire shares in any fund referenced in the material and is not an offer in terms of Chapter 4 of the Companies Act, 2008. Any fund referenced in this material could be classed as a foreign collective investment scheme as contemplated by section 65 of the Collective Investment Schemes Control Act, 2002 and is not approved in terms of that Act.